



McLEOD RUSSEL
Believe in tea

13th April 2022

The Secretary
BSE Limited PJ. Towers,
25th Floor, Dalal Street,
MUMBAI-400001
Scrip Code: 532654

The Secretary
National Stock Exchange of
India Ltd,
Listing dept. Exchange Plaza,
5th Fl. Plot No. C/1,
G- Block, Bandra-Kurla
Complex, Bandra (E) MUMBAI-
400051
Scrip Code: MCLEODRUSS

The Secretary
The Calcutta Stock Exchange
Limited
7, Lyons Range
KOLKATA-700001
Scrip Code: 10023930

Dear Sir,


**Sub: Statement of holding of Securities and
Shareholding Pattern of the Company**


Pursuant to Regulation 31 of Securities and Exchange Board of India (Listing Obligations and Disclosure Requirements) Regulations, 2015 ('Listing Regulations') vide SEBI-Circular No. CIR/CFD/CMD/13/2015 dated November 30, 2015 & SEBI Circular No. HO/CFD/CMD1/CIR/P/2019/36 dated March 12, 2019, we submit herewith the Statements of holding of Securities and Shareholding Pattern of the Company for the Quarter ended 31st March 2022 in the formats specified by SEBI, which we trust you will find in order.

Please acknowledge receipt.

Thanking You,

Yours faithfully,
McLEOD RUSSEL INDIA LIMITED


ALOK KUMAR SAMANT
COMPANY SECRETARY



Encl: As above

Registered Office :

McLEOD RUSSEL INDIA LIMITED

Corporate Identity Number (CIN) : L51109WB1998PLC087076

FOUR MANGOE LANE, SURENDRA MOHAN GHOSH SARANI, KOLKATA - 700 001

TELEPHONE : 033-2210-1221, 2248-9434 / 35, FAX : 91-33-2248-8114 / 6265

E-mail : administrator@mcleodrussel.com Website : www.mcleodrussel.com



A Williamson Magor Group Enterprise

McLEOD RUSSEL - SHAREHOLDING PATTERN 31.03.2022

Annexure - I


Statement of holding specified securities

1	Name of Listed Entity :	McLEOD RUSSEL INDIA LIMITED	
2	Scrip Code :	BSE : 532654	NSE : MCLEODRUSS
	Name of Scrip :	McLEOD RUSSEL INDIA LIMITED	
	Class of Security :	EQUITY SHARES OF RS.5/- EACH	
3	Shareholding Pattern Filed under:Reg.31(1)(a)/Reg.31(1)(b)/Reg.31(1)(c)	REGULATION 31(1)(b) OF SEBI (LISTING OBLIGATIONS AND DISCLOSURE REQUIREMENTS) REGULATIONS, 2015	
	a. If under 31(1)(b) then indicate the Report for the Quarter ended :	31ST MARCH 2022	
	b. If under 31(1)(c) then indicate date of allotment/extinguishment :	N.A.	
4	Declaration: The Listed Entity is required to submit the following declaration to the extent of submission of information:-		
	Particulars	YES*	NO*
	1. Whether the Listed Entity has issued any partly paid up shares ?		NO*
	2. Whether the Listed Entity has issued any Convertible Securities or Warrants ?		NO*
	3. Whether the Listed Entity has any shares against which depository receipts are issued ?		NO*
	4. Whether the Listed Entity has any shares in locked-in ?		NO*
	5. Whether any shares held by promoters are pledge or otherwise encumbered ?	YES*	
*If the Listed Entity selects the option 'No' for the questions above, the columns for the partly paid up shares, Outstanding Convertible Securities/Warrants, depository receipts, locked-in shares, No. of shares pledged or otherwise encumbered by promoters, as applicable, shall not be displayed at the time of dissemination on the Stock Exchange website. Also wherever there is 'No' declared by Listed Entity in above table the values will be considered as 'Zero' by default on submission of the format of holding of specified securities.			
5	The tabular format for disclosure of holding of specified securities is as follows -		

McLEOD RUSSEL INDIA LIMITED


Table I - Summary Statement holding of specified securities as on 31st March 2022

Category (I)	Category of shareholder (II)	Nos. of share- holders (III)	No. of fully paid-up equity shares held (IV)	No. of partly paid-up equity shares held (V)	No. of shares under- lying Depository Receipts (VI)	Total Nos. shares held (VII) = (IV)+(V)+(VI)	Share- holding as a % of total no. of shares (calculated as per SCRR, 1957) (VIII) As a % of (A+B+C2)	Number of Voting Rights held in each class of securities (IX)				No. of shares under- lying out- standing convertible securities (including Warrants) (X)	Share - holding as a % assuming full conversion of convertible securities (as percentage of diluted share capital)(XI)= (VII)+(X) As a % of (A+B+C2)	Number of Locked in shares (XII)		Number of shares pledged or otherwise encumbered (XIII)		Number of equity shares held in dematerial- ized form (XIV)
								No. of Voting Rights			Total as a % of (A+B+C)			No. (a)	As a % of total shares held (b)	No. (a)	As a % of total shares held (b)	
								Class eg: (Equity shares of Rs.5/- each)	Class eg:	Total								
(A)	Promoter & Promoter Group	24	6523450	0	0	6523450	6.2452	6523450	0	6523450	6.2452	0	6.2452	0	0.00	3724	0.0571	6523450
(B)	Public	70244	97932285	0	0	97932285	93.7548	97932285	NA	97932285	93.7548	0	93.7548	0	0.00	0	0.0000	96803281
(C)	Non Promoter - Non Public	0	0	0	0	0	0.0000	0	NA	0	0.0000	0	0.0000	0	0.00	0	0.0000	0
(C1)	Shares underlying DRs	0	0	0	0	0	NA	0	NA	0	0.0000	0	0.0000	0	0.00	0	0.0000	0
(C2)	Shares held by Employee Trusts	0	0	0	0	0	0.0000	0	NA	0	0.0000	0	0.0000	0	0.00	0	0.0000	0
	Total	70268	104455735	0	0	104455735	100.0000	104455735	NA	104455735	100.0000	0	100.0000	0	0.00	3724	0.0571	103326731



MCLEOD RUSSEL INDIA LIMITED
Table II - Statement showing shareholding pattern of the Promoter and Promoter Group as on 31st March 2022

	Category & Name of the Shareholders (I)	PAN (II)	Nos. of share-holders (III)	No. of fully paid-up equity shares held (IV)	No. of partly paid-up equity shares held (V)	No. of shares underlying Depository Receipts (VI)	Total Nos. shares held (VII) = (IV)+(V)+(VI)	Share-holding calculated as per SCRR, 1957 As a % of (A+B+C2) (VIII)	Number of Voting Rights held in each class of securities (IX)				No. of shares underlying out-standing convertible securities (including Warrants) (X)	Share-holding as a % assuming full conversion of convertible securities (as percentage of diluted share capital)(XI) = (VII)+(X) As a % of (A+B+C2)	Number of Locked In shares (XII)		Number of shares pledged or otherwise encumbered (XIII)		Number of equity shares held in dematerialized form (XIV)
									No. of Voting Rights			Total as a % of Total Voting rights			No. (a)	As a % of total shares held (b)	No. (a)	As a % of total shares held (b)	
									Class eg: (Equity shares of Rs.5/- each)	Class eg:	Total								
(1)	Indian:																		
(a)	Individuals/Hindu Undivided Family:		7	4157364	0	0	4157364	3.9800	4157364	NA	4157364	3.9800	NA	3.9800	0	0.00	0	0.0000	4157364
	Late Brij Mohan Khaitan (promoter)	AGEPK6970B	1	36588	0	0	36588	0.0350	36588	NA	36588	0.0350	NA	0.0350	0	0.00	0	0.0000	36588
	Aditya Khaitan (promoter)	AFDPK0968D	1	17272	0	0	17272	0.0165	17272	NA	17272	0.0165	NA	0.0165	0	0.00	0	0.0000	17272
	Amritanshu Khaitan(promoter)	AJFPK2122H	1	15000	0	0	15000	0.0144	15000	NA	15000	0.0144	NA	0.0144	0	0.00	0	0.0000	15000
	Yashodhara Khaitan(promoter group)	AFDPK0951J	1	72504	0	0	72504	0.0694	72504	NA	72504	0.0694	NA	0.0694	0	0.00	0	0.0000	72504
	Kavita Khaitan(promoter group)	AFTPK1514P	1	4002591	0	0	4002591	3.8319	4002591	NA	4002591	3.8319	NA	3.8319	0	0.00	0	0.0000	4002591
	Isha Khaitan (promoter group)	ALSPK2923P	1	7500	0	0	7500	0.0072	7500	NA	7500	0.0072	NA	0.0072	0	0.00	0	0.0000	7500
	Vanya Khaitan(promoter group)	DMCPK6767F	1	5909	0	0	5909	0.0057	5909	NA	5909	0.0057	NA	0.0057	0	0.00	0	0.0000	5909
(b)	Central/State Government(s)		0	0	0	0	0	0.0000	0	NA	0	0.0000	NA	0.0000	0	0.00	0	0.0000	0
(c)	Financial Institutions/Banks		0	0	0	0	0	0.0000	0	NA	0	0.0000	NA	0.0000	0	0.00	0	0.0000	0
(d)	Any Other (specify)		17	2366086	0	0	2366086	2.2652	2366086	NA	2366086	2.2652	NA	2.2652	0	0.00	3724	0.1574	2366086
	Bodies Corporate:																		
	Williamson Magor & Co. Limited (promoter group)	AAACW2369P	1	3724	0	0	3724	0.0036	3724	NA	3724	0.0036	NA	0.0036	0	0.00	3724	100.0000	3724
	Babcock Borsig Limited(promoter group)	AABCD4477A	1	95989	0	0	95989	0.0919	95989	NA	95989	0.0919	NA	0.0919	0	0.00	0	0.0000	95989
	United Machine Co. Limited(promoter group)	AAACU3228P	1	129927	0	0	129927	0.1244	129927	NA	129927	0.1244	NA	0.1244	0	0.00	0	0.0000	129927
	Ichamati Investments Limited(promoter group)	AAACI5431J	1	56710	0	0	56710	0.0543	56710	NA	56710	0.0543	NA	0.0543	0	0.00	0	0.0000	56710
	Kilburn Engineering Limited(promoter group)	AABCK3421H	1	66666	0	0	66666	0.0638	66666	NA	66666	0.0638	NA	0.0638	0	0.00	0	0.0000	66666
	Nitya Holdings & Properties Ltd(promoter group)	AABCN1002B	1	10000	0	0	10000	0.0096	10000	NA	10000	0.0096	NA	0.0096	0	0.00	0	0.0000	10000
	Dufflaghur Investments Limited(promoter group)	AAACD9587C	1	3030	0	0	3030	0.0029	3030	NA	3030	0.0029	NA	0.0029	0	0.00	0	0.0000	3030
	Eveready Industries India Ltd(promoter group)	AAACE5778N	1	40	0	0	40	0.0000	40	NA	40	0.0000	NA	0.0000	0	0.00	0	0.0000	40
	Eka Credit Pvt Ltd (promoter group)	AAACE7167R	1	2000000	0	0	2000000	1.9147	2000000	NA	2000000	1.9147	NA	1.9147	0	0.00	0	0.0000	2000000
	Bishnauth Investments Ltd (promoter group)	AABCM7767N	0	0	0	0	0	0.0000	0	NA	0	0.0000	NA	0.0000	0	0.00	0	0.0000	0
	Williamson Financial Services Limited(promoter group)	AAACW4504A	0	0	0	0	0	0.0000	0	NA	0	0.0000	NA	0.0000	0	0.00	0	0.0000	0
	Woodside Parks Limited(promoter group)	AAACW2852K	0	0	0	0	0	0.0000	0	NA	0	0.0000	NA	0.0000	0	0.00	0	0.0000	0
	Zen Industrial Services Limited(promoter group)	AAACZ1829R	0	0	0	0	0	0.0000	0	NA	0	0.0000	NA	0.0000	0	0.00	0	0.0000	0
	Kamal Kishore Baheti - Trustee - Borelli Tea Holdings Ltd(promoter group)	AECPB7216F	0	0	0	0	0	0.0000	0	NA	0	0.0000	NA	0.0000	0	0.00	0	0.0000	0
	Sunrise Valley Projects Pvt Ltd (promoter group)	ABFCS6501H	0	0	0	0	0	0.0000	0	NA	0	0.0000	NA	0.0000	0	0.00	0	0.0000	0
	Seajuli Investments Pvt Ltd (promoter group)	ABFCS7550L	0	0	0	0	0	0.0000	0	NA	0	0.0000	NA	0.0000	0	0.00	0	0.0000	0
	Vivaya Enterprises Pvt Ltd (promoter group)	AAICV0983G	0	0	0	0	0	0.0000	0	NA	0	0.0000	NA	0.0000	0	0.00	0	0.0000	0
	Sub-Total (A)(1)		24	6523450	0	0	6523450	6.2452	6523450	NA	6523450	6.2452	NA	6.2452	0	0.00	3724	0.0571	6523450




(2)	Foreign																		
(a)	Individuals (Non-Resident Individuals/Foreign Individuals)	0	0	0	0	0	0.0000	0	NA	0	0.0000	NA	0.0000	0	0.00	0	0.0000	0	
(b)	Government	0	0	0	0	0	0.0000	0	NA	0	0.0000	NA	0.0000	0	0.00	0	0.0000	0	
(c)	Institutions	0	0	0	0	0	0.0000	0	NA	0	0.0000	NA	0.0000	0	0.00	0	0.0000	0	
(d)	Foreign Portfolio Investor	0	0	0	0	0	0.0000	0	NA	0	0.0000	NA	0.0000	0	0.00	0	0.0000	0	
(e)	Any Other (specify)	0	0	0	0	0	0.0000	0	NA	0	0.0000	NA	0.0000	0	0.00	0	0.0000	0	
	Sub-Total (A)(2)	0	0	0	0	0	0.0000	0	NA	0	0.0000	NA	0.0000	0	0.00	0	0.0000	0	
	Total Shareholding of Promoter and Promoter Group (A)=(A)(1)+(A)(2)	24	6523450	0	0	6523450	6.2452	6523450	NA	6523450	6.2452	NA	6.2452	0	0.00	3724	0.0571	6523450	

McLEOD RUSSEL INDIA LIMITED

Table III - Statement showing shareholding pattern of the Public shareholder as on 31st March 2022

	Category & Name of the Shareholders (I)	PAN (II)	Nos. of share-holders (III)	No. of fully paid-up equity shares held (IV)	No. of partly paid-up equity shares held (V)	No. of shares underlying Depository Receipts (VI)	Total Nos. shares held (VII) = (IV)+(V)+(VI)	Shareholding calculated as per SCRR, 1957 As a % of (A+B+C2) (VIII)	Number of Voting Rights held in each class of securities (IX)				No. of shares underlying out-standing convertible securities (including Warrants) (X)	Total Shareholding, as a % assuming full conversion of convertible securities (as a percentage of diluted share capital) (XI)	Number of Locked in shares (XII)		Number of shares pledged or otherwise encumbered (XIII)		Number of equity shares held in dematerialized form (XIV)
									Class eg: (Equity shares of Rs.5/- each)	Class eg:	Total	Total as a % of Total Voting rights			No. (a)	As a % of total shares held (b)	No. (Not applicable) (a)	As a % of total shares held (Not applicable) (b)	
(1)	Institutions		2	811	0	0	811	0.0008	811	NA	811	0.0008	NA	0.0008	0	0.00	NA		811
(a)	Mutual Funds/UTI:		0	0	0	0	0	0.0000	0	NA	0	0.0000	NA	0.0000	0	0.00	NA		0
(b)	Venture Capital Funds		0	0	0	0	0	0.0000	0	NA	0	0.0000	NA	0.0000	0	0.00	NA		0
(c)	Alternate Investment Funds		0	0	0	0	0	0.0000	0	NA	0	0.0000	NA	0.0000	0	0.00	NA		0
(d)	Foreign Venture Capital Investors		0	0	0	0	0	0.0000	0	NA	0	0.0000	NA	0.0000	0	0.00	NA		0
(e)	Foreign Portfolio Investors		6	2305911	0	0	2305911	2.2075	2305911	NA	2305911	2.2075	NA	2.2075	0	0.00	NA		2305911
(f)	Financial Institutions/Banks		49	40559	0	0	40559	0.0388	40559	NA	40559	0.0388	NA	0.0388	0	0.00	NA		5517
(g)	Insurance Companies		2	1502753	0	0	1502753	1.4387	1502753	NA	1502753	1.4387	NA	1.4387	0	0.00	NA		1502753
(h)	Provident Funds/Pension Funds		0	0	0	0	0	0.0000	0	NA	0	0.0000	NA	0.0000	0	0.00	NA		0
(i)	Any Other (specify)		0	0	0	0	0	0.0000	0	NA	0	0.0000	NA	0.0000	0	0.00	NA		0
	Sub-Total (B)(1)		59	3850034	0	0	3850034	3.6858	3850034	NA	3850034	3.6858	NA	3.6858	0	0.00	NA		3814992
(2)	Central Government/State - Government(s)/President of India		2	25112	0	0	25112	0.0240	25112	NA	25112	0.0235	NA	0.0240	0	0.00	NA		25000
	Sub-Total (B)(2)		2	25112	0	0	25112	0.0240	25112	NA	25112	0.0235	NA	0.0240	0	0.00	NA		25000
(3)	Non-Institutions:																		
(a)	Individuals -																		
	i. Individual shareholders holding nominal share capital up to Rs.2 Lakhs.		66781	42933466	0	0	42933466	41.1021	42933466	NA	42933466	41.1021	NA	41.1021	0	0.00	NA		41975186
	ii. Individual shareholders holding nominal share capital in excess of Rs.2 Lakhs.		142	27445751	0	0	27445751	26.2750	27445751	NA	27445751	26.2750	NA	26.2750	0	0.00	NA		27445751
	Niraj Rajnikant Shah	AJLPS469DJ	1	4511185	0	0	4511185	4.3188	4511185	NA	4511185	4.3188	NA	4.3188	0	0	NA		4511185
	Manju Gauger	AGHPG4408M	1	2323177	0	0	2323177	2.2241	2323177	NA	2323177	2.2241	NA	2.2241	0	0.00	NA		2323177
	Ketan Mohanlal Kakrecha	AHUPK5317R	1	1100000	0	0	1100000	1.0531	1100000	NA	1100000	1.0531	NA	1.0531	0	0.00	NA		1100000
(b)	NBFCs registered with RBI		1	109000	0	0	109000	0.1044	109000	NA	109000	0.1044	NA	0.1044	0	0.00	NA		109000
(c)	Employee Trusts		0	0	0	0	0	0.0000	0	NA	0	0.0000	NA	0.0000	0	0.00	NA		0
(d)	Overseas Depositories (holding DRs) (balancing figure)		0	0	0	0	0	0.0000	0	NA	0	0.0000	NA	0.0000	0	0.00	NA		0
(e)	Any Other (specify):		1	943189	0	0	943189	0.9030	943189	NA	943189	0.9030	NA	0.9030	0	0.00	NA		943189
	Investor Education and - Protection Fund																		
	Bodies Corporate:		603	14015560	0	0	14015560	13.4177	14015560	NA	14015560	13.4177	NA	13.4177	0	0.00	NA		13984444
	Santosh Kr Kjeriwal Securities Private Limited	AAHCS0077P	2	1692000	0	0	1692000	1.6198	1692000	NA	1692000	1.6198	NA	1.6198	0	0.00	NA		1692000



Pragya Mercantile Pvt Ltd	AADCP3503D	1	1277555	0	0	1277555	1.2231	1277555	NA	1277555	1.2231	NA	1.2231	0	0.00	NA	1277555
Pilot Consultants Pvt Ltd	AABCP6293N	1	1309004	0	0	1309004	1.2532	1309004	NA	1309004	1.2532	NA	1.2532	0	0.00	NA	1309004
Clearing Member		68	1387371	0	0	1387371	1.3282	1387371	NA	1387371	1.3282	NA	1.3282	0	0.00	NA	1387371
Non-Resident Individuals		859	1429923	0	0	1429923	1.3689	1429923	NA	1429923	1.3689	NA	1.3689	0	0.00	NA	1414983
Resident Individual (HUF)		1682	5444583	0	0	5444583	5.2123	5444583	NA	5444583	5.2123	NA	5.2123	0	0.00	NA	5444580
Domestic Corporate Unclaimed Shares Account		1	44738	0	0	44738	0.0428	44738	NA	44738	0.0428	NA	0.0428	0	0.00	NA	44738
Trusts		11	77660	0	0	77660	0.0743	77660	NA	77660	0.0743	NA	0.0743	0	0.00	NA	77639
Foreign Company		2	136350	0	0	136350	0.1305	136350	NA	136350	0.1305	NA	0.1305	0	0.00	NA	136350
Foreign National		32	89548	0	0	89548	0.0857	89548	NA	89548	0.0857	NA	0.0857	0	0.00	NA	58
Sub-Total (B)(3)		70183	94057139	0	0	94057139	90.0450	94057139	NA	94057139	90.0450	NA	90.0450	0	0.00	NA	92963289
Total Public Shareholding (B)=(B)(1)+(B)(2)+(B)(3)		70244	97932285	0	0	97932285	93.7548	97932285	NA	97932285	93.7548	NA	93.7548	0	0.00	NA	96803281

McLEOD RUSSEL INDIA LIMITED

Table IV - Statement showing shareholding pattern of the Non Promoter - Non Public shareholder as on 31st March 2022

Table IV - Statement showing Shareholding pattern of the Non Promoter - Non Public Shareholder as on 31st March 2022																			
(1)	Category & Name of the Shareholders (I)	PAN (II)	Nos. of share-holders (III)	No. of fully paid-up equity shares held (IV)	No. of partly paid-up equity shares held (V)	No. of shares underlying Depository Receipts (VI)	Total Nos. shares held (VII) = (IV)+(V)+(VI)	Shareholding calculated as per SCRR, 1957 As a% of (A+B+C2) (VIII)	Number of Voting Rights held in each class of securities (IX)				No. of shares underlying out - standing convertible securities (including Warrants) (X)	Total Shareholding, as a % assuming full conversion of convertible securities (as a percentage of diluted share capital) (XI)	Number of Locked in shares (XII)		Number of shares pledged or otherwise encumbered (XIII)		Number of equity shares held in dematerialized form (XIV) (Not Applicable)
									No. of Voting Rights			Total as a % of Total Voting rights			No.	As a % of total shares held	No. (Not applicable)	As a % of total shares held (Not applicable) (b)	
									Class eg: (Equity shares of Rs.5/- each)	Class eg:	Total								
(1) (a)	Custodian/DR Holders: Name of DR Holder (if available)		0	0	0	0	0	0.0000	0	NA	0	0.0000	NA	0.0000	0	0.00	NA	0	
(2)	Employee Benefit Trust under SEBI (Share based Employee Benefit) Regulations, 2014		0	0	0	0	0	0.0000	0	NA	0	0.0000	NA	0.0000	0	0.00	NA	0	
	Total Non Promoter - Non Public Shareholding: (C) = (C)(1)+(C)(2)		0	0	0	0	0	0.0000	0	NA	0	0.0000	NA	0.0000	0	0.00	NA	0	

McLEOD RUSSEL INDIA LIMITED

Table V - Statement showing details of significant beneficial owners (SBOs) as on 31st March 2022

Sr. No	Details of the SBO (I)			Details of the registered owner (II)			Details of holding/exercise of right of the SBO in the reporting company, whether direct or indirect*: (III)					Date of creation/ acquisition of significant beneficial interest (IV)
	Name	PAN/ Passport No. in case of foreign national	Nationality	Name	PAN/ Passport No. in case of foreign national	Nationality	Shares %	Voting Rights %	Rights on distributable dividend or any other distribution	Exercise of control	Exercise of significant influence	
	N/A	-	-	-	-	-	-	-	-	-	-	-

