



McLEOD RUSSEL
Believe in tea

19th January 2023

The Secretary
BSE Limited PJ. Towers,
25th Floor, Dalal Street,
MUMBAI-400001
Scrip Code: 532654

The Secretary
National Stock Exchange of
India Ltd,
Listing dept. Exchange Plaza,
5th Fl. Plot No. C/1,
G- Block, Bandra-Kurla
Complex, Bandra (E) MUMBAI-
400051
Scrip Code: MCLEODRUSS

The Secretary
The Calcutta Stock Exchange
Limited
7, Lyons Range
KOLKATA-700001
Scrip Code: 10023930

Dear Sir,

**Sub: Statement of holding of Securities and
Shareholding Pattern of the Company**

Pursuant to Regulation 31 of Securities and Exchange Board of India (Listing Obligations and Disclosure Requirements) Regulations, 2015 ('Listing Regulations') vide SEBI-Circular No. CIR/CFD/CMD/13/2015 dated November 30, 2015 & SEBI Circular No. HO/CFD/CMD1/CIR/P/2019/36 dated March 12, 2019, we submit herewith the Statements of holding of Securities and Shareholding Pattern of the Company for the Quarter ended 31st December 2022 in the formats specified by SEBI, which we trust you will find in order.

Please acknowledge receipt.

Thanking You,

Yours faithfully,

McLEOD RUSSEL INDIA LIMITED

ALOK KUMAR SAMANT
Digitally signed by
ALOK KUMAR SAMANT
Date: 2023.01.19
11:51:10 +05'30'

**ALOK KUMAR SAMANT
COMPANY SECRETARY**

Encl: As above

Registered Office :

McLEOD RUSSEL INDIA LIMITED

Corporate Identity Number (CIN) : L51109WB1998PLC087076
FOUR MANGOE LANE, SURENDRA MOHAN GHOSH SARANI, KOLKATA - 700 001
TELEPHONE : 033-2210-1221, 2248-9434 / 35, FAX : 91-33-2248-8114 / 6265
E-mail : administrator@mcleodrussel.com Website : www.mcleodrussel.com



A Williamson Magor Group Enterprise

Format of holding of specified securities

1. Name of Listed Entity: MCLEOD RUSSEL INDIA LIMITED (CIN:L51109WB1998PLC087076)

2. Scrip Code 532654 Name of Scrip MCLEODRUSS,- Class of Security Equity

3. Share Holding Pattern Filed under : Reg. 31(1)(a)/Reg. 31(1)(b)/Reg. 31(1)(c)

a. If under 31 (1)(b) then indicate the report for Quarter ending: 31/12/2022

b. If under 31(1)(c) then indicate date of allotment/extinguishment

4. **Declaration** : The Listed entity is required to submit the following declaration to the extent of submission of information:-

	Particulars	Yes*	No*
1	Whether the Listed Entity has issued any partly paid up shares?		No
2	Whether the Listed Entity has issued any Convertible Securities or Warrants?		No
3	Whether the Listed Entity has any shares against which depository receipts are issued?		No
4	Whether the Listed Entity has any shares in Locked-in?		No
5	Whether any shares held by promoters are pledge or otherwise encumbered?	Yes	
6	Whether company has equity shares with differential voting rights?		No
7	Whether the Listed Entity has any significant beneficial owner?		No

* If the Listed Entity selects the option 'No' for the questions above, the column for the partly paid up shares, Outstanding Convertible Securities/Warrants, depository receipts, locked-in shares, No of shares pledged or otherwise encumbered by promoters, as applicable, shall not be displayed at the time of dissemination on the Stock Exchange website. Also wherever there is 'No' declared by Listed Entity in above table the values will be considered as 'Zero' by default on submission of the format of holding of specified securities.

5. The tabular format for disclosure of holding of specified securities is as follows:-




Table I - Summary Statement holding of specified securities as on 31/12/2022

Category (I)	Category of shareholder (II)	Nos. of shareholders (III)	No. of fully paid up equity shares held (IV)	No. of Partly paid-up equity shares held (V)	No. of shares underlying Depository Receipts (VI)	Total nos. shares held (VII)=(IV)+(V)+(VI)	Shareholding as a % of total no. of shares (calculated as per SCRR, 1957) (VIII) As a % of (A+B+C2)	Number of Voting Rights held in each class of securities (IX)				No of shares Underlying outstanding convertible securities (including Warrants) (X)	Shareholding as a % assuming full conversion of convertible securities (as a percentage of diluted share capital) (XI)=(VII)+(X) As a % of (A+B+C2)	Number of Locked in shares (XII)		Number of shares pledged or otherwise encumbered (XIII)		Number of equity shares held in dematerialized form (XIV)
								No of Voting Rights			Total as a % of (A+B+C)			No. (a)	As a % of total shares held (b)	No. (a)	As a % of total shares held (b)	
								Class eg: x	Class eg: y	Total								
(A)	Promoter & Promoter group	25	6523450	0	0	6523450	6.2452	6523450	0	6523450	6.2452	0	6.2452	0	0.0000	3724	0.0571	6523450
(B)	Public	67096	97932285	0	0	97932285	93.7548	97932285	0	97932285	93.7548	0	93.7548	0	0.0000	NA		96926308
(C)	Non Promoter - Non Public															NA		
(C1)	Shares underlying DRs						NA									NA		
(C2)	Shares held by Employee Trusts															NA		
	Total	67121	104455735	0	0	104455735	100.0000	104455735	0	104455735	100.0000	0	100.0000	0		3724	0.0036	103449758




Table II - Statement Showing shareholding pattern of the Promoter and Promoter Group as on 31/12/2022

(1)	Category & Name of the Shareholders (I)	Entity type i.e. promoter OR promoter group entity (except promoter)	PAN (II)	Nos. of shareholders (III)	No. of fully paid up equity shares held (IV)	Partly paid-up equity shares held (V)	Nos. of shares underlying Depository Receipts (VI)	Total nos. shares held (VII)=(IV)+(V)+(VI)	Shareholding % calculated as per SCRR, 1957) As a % of (A+B+C2) (VIII)	Number of Voting Rights held in each class of securities (IX)			No of shares Underlying outstanding convertible securities (as a percentage of diluted share capital) (X)	Shareholding as a % assuming full conversion of convertible securities (as a percentage of diluted share capital) (XI)=(VII)+(X) As a % of A+B+C2)	Number of Locked in shares (XII)		Number of shares pledged or otherwise encumbered (XIII)		Number of equity shares held in dematerialized form (XIV)	
										No of Voting Rights					As a % of Total Voting rights	No. (a)	As a % of total shares held (b)	No. (a)		As a % of total shares held (b)
										Class x	Class y	Total								
(a)	Individuals/Hindu undivided Family			7	4157364	0	0	4157364	3.9800	4157364	0	4157364	3.9800	0	3.9800	0	0.0000	0	0.0000	4157364
	KAVITA KHAITAN	Promoter Group	AFTP1514P	1	4002591	0	0	4002591	3.8319	4002591	0	4002591	3.8319	0	3.8319	0	0.0000	0	0.0000	4002591
	YASHODHARA KHAITAN	Promoter Group	AFDPK0951J	1	72504	0	0	72504	0.0694	72504	0	72504	0.0694	0	0.0694	0	0.0000	0	0.0000	72504
	B M KHAITAN	Promoter	AGEPK6970B	1	36588	0	0	36588	0.0350	36588	0	36588	0.0350	0	0.0350	0	0.0000	0	0.0000	36588
	ADITYA KHAITAN	Promoter	AFDPK0968D	1	17272	0	0	17272	0.0165	17272	0	17272	0.0165	0	0.0165	0	0.0000	0	0.0000	17272
	AMRITANSHU KHAITAN	Promoter	AJFPK2122H	1	15000	0	0	15000	0.0144	15000	0	15000	0.0144	0	0.0144	0	0.0000	0	0.0000	15000
	ISHA KHAITAN	Promoter Group	ALSPK2923P	1	7500	0	0	7500	0.0072	7500	0	7500	0.0072	0	0.0072	0	0.0000	0	0.0000	7500
	VANYA KHAITAN	Promoter Group	DMCPK6767F	1	5909	0	0	5909	0.0057	5909	0	5909	0.0057	0	0.0057	0	0.0000	0	0.0000	5909
	Central Government/State Government(s)																			
(b)	Financial Institutions/Banks																			
(c)	Any Other (specify)																			
	Bodies Corporate			17	2366086	0	0	2366086	2.2652	2366086	0	2366086	2.2652	0	2.2652	0	0.0000	3724	0.1574	2366086
	EKTA CREDIT PVT. LTD.	Promoter Group	AAACE7167R	1	2000000	0	0	2000000	1.9147	2000000	0	2000000	1.9147	0	1.9147	0	0.0000	0	0.0000	2000000
	UNITED MACHINE CO. LTD.	Promoter Group	AAACU3228P	1	129927	0	0	129927	0.1244	129927	0	129927	0.1244	0	0.1244	0	0.0000	0	0.0000	129927
	BABCOCK BORSIG LIMITED	Promoter Group	AABCD4477A	1	95989	0	0	95989	0.0919	95989	0	95989	0.0919	0	0.0919	0	0.0000	0	0.0000	95989
	KILBURN ENGINEERING LTD	Promoter Group	AABCK3421H	1	66666	0	0	66666	0.0638	66666	0	66666	0.0638	0	0.0638	0	0.0000	0	0.0000	66666
	ICHAMATI INVESTMENTS LTD	Promoter Group	AAACI5431J	1	56710	0	0	56710	0.0543	56710	0	56710	0.0543	0	0.0543	0	0.0000	0	0.0000	56710
	NITYA HOLDINGS & PROPERTIES LTD	Promoter Group	AABCN1002B	1	10000	0	0	10000	0.0096	10000	0	10000	0.0096	0	0.0096	0	0.0000	0	0.0000	10000
	Williamson Magor And Co Limited	Promoter Group	AAACW2369P	1	3724	0	0	3724	0.0036	3724	0	3724	0.0036	0	0.0036	0	0.0000	3724	100.0000	3724
	DUFFLAGHUR INVESTMENTS LIMITED	Promoter Group	AAACD9587C	1	3030	0	0	3030	0.0029	3030	0	3030	0.0029	0	0.0029	0	0.0000	0	0.0000	3030
	EVEREADY INDUSTRIES INDIA LIMITED	Promoter Group	AAACE5778N	1	40	0	0	40	0.0000	40	0	40	0.0000	0	0.0000	0	0.0000	0	0.0000	40
	SUBRISE VALLEY PROJECTS PVT LTD	Promoter Group	ABFCS8501H	1	0	0	0	0	0.0000	0	0	0	0.0000	0	0.0000	0	0.0000	0	0.0000	0
	ZEN INDUSTRIAL SERVICES LIMITED	Promoter Group	AAACZ1829R	1	0	0	0	0	0.0000	0	0	0	0.0000	0	0.0000	0	0.0000	0	0.0000	0
	WOODSIDE PARKS LIMITED	Promoter Group	AAACW2852K	1	0	0	0	0	0.0000	0	0	0	0.0000	0	0.0000	0	0.0000	0	0.0000	0
	SEAJULI INVESTMENTS PVT. LTD.	Promoter Group	ABFCS7550L	1	0	0	0	0	0.0000	0	0	0	0.0000	0	0.0000	0	0.0000	0	0.0000	0
	ERAGON INVESTMENTS PVT LTD	Promoter Group	AAGCE8202P	1	0	0	0	0	0.0000	0	0	0	0.0000	0	0.0000	0	0.0000	0	0.0000	0
	Bishnauth Investments Limited	Promoter Group	AABCM7767N	1	0	0	0	0	0.0000	0	0	0	0.0000	0	0.0000	0	0.0000	0	0.0000	0
	Williamson Financial Services Limited	Promoter Group	AAACW4504A	1	0	0	0	0	0.0000	0	0	0	0.0000	0	0.0000	0	0.0000	0	0.0000	0
	VIVAYA ENTERPRISES PVT.LTD.	Promoter Group	AAICV0983G	1	0	0	0	0	0.0000	0	0	0	0.0000	0	0.0000	0	0.0000	0	0.0000	0
	Sub Total			24	6523450	0	0	6523450	6.2452	6523450	0	6523450	6.2452	0	6.2452	0	0.0000	3724	0.0571	6523450
(2)	Foreign																			
(a)	Individuals (Non-Resident Individuals/Foreign Individuals)																			
(b)	Government																			
(c)	Institutions																			
(d)	Foreign Portfolio Investor																			
(e)	Any Other (specify)																			
	Bodies Corporate			1	0	0	0	0	0.0000	0	0	0	0.0000	0	0.0000	0	0.0000	0	0.0000	0
	KAMAL KISHORE BAHETI	Promoter	AECPB7216F	1	0	0	0	0	0.0000	0	0	0	0.0000	0	0.0000	0	0.0000	0	0.0000	0
	Sub Total			1	0	0	0	0	0.0000	0	0	0	0.0000	0	0.0000	0	0.0000	0	0.0000	0



Table II - Statement Showing shareholding pattern of the Promoter and Promoter Group as on 31/12/2022

Category & Name of the Shareholders (I)	Entity type i.e. promoter - OR promoter group entity (except promoter)	PAN	(II)	Nos. of shareholders (III)	No. of fully paid up equity shares held (IV)	Partly paid-up equity shares held (V)	Nos. of shares underlying Depository Receipts (VI)	Total nos. shares held (VII)=(IV)+(V)+(VI)	Shareholding % calculated as per SCRR, 1957) As a % of (A+B+C2) (VIII)	Number of Voting Rights held in each class of securities (IX)			Total as a % of Total Voting rights	No of shares underlying convertible securities (as a percentage of diluted share capital) (X)	Shareholding as a % assuming full conversion of convertible securities (as a percentage of diluted share capital) (XI)=(VII)+(X) As a % of A+B+C2)	Number of Locked in shares (XII)		Number of shares pledged or otherwise encumbered (XIII)		Number of equity shares held in dematerialized form (XIV)
										No of Voting Rights						No. (a)	As a % of total shares held (b)	No. (a)	As a % of total shares held (b)	
										Class x	Class y	Total								
Total Shareholding of Promoter and Promoter Group (A)=(A)(1)+(A)(2)				25	6523450	0	0	6523450	6.2452	6523450	0	6523450	6.2452	0	6.2452	0	0.0000	3724	0.0571	6523450



MCLEOD RUSSEL INDIA LIMITED																					
Table III - Statement Showing shareholding pattern of the Public shareholder as on 31/12/2022																					
Category & Name of the Shareholders (I)	PAN (II)	Nos. of shareholders (III)	No. of fully paid up equity shares held (IV)	Partly paid up equity shares held (V)	Nos. of shares underlying Depository Receipts (VI)	Total nos. shares held (VII)=(IV)+(V)+(VI)	Shareholding % calculated as per SCRR, 1957) As a % of (A+B+C2) (VIII)	Number of Voting Rights held in each class of securities (IX)				No of shares Underlying outstanding convertible securities (including Warrants) (X)	Total Shareholding as a % assuming full conversion of convertible securities (as a percentage of diluted share capital) (XI)=(VII)+(X) As a % of A+B+C2)	Number of Locked In shares (XII)		Number of shares pledged or otherwise encumbered (XIII)		Number of equity shares held in dematerialized form (XIV)	Sub-categorization of shares (XV)		
								No of Voting Rights						No. (a)	As a % of total shares held (b)	No. (Not applicable) (a)	As a % of total shares held (Not applicable) (b)		Sub-Category (i)	Sub-Category (ii)	Sub-Category (iii)
								Class x	Class y	Total	Total as a % of Total Voting rights										
(1) Institutions (Domestic)																					
(a) Mutual Funds		2	811	0	0	811	0.0008	811	0	811	0.0008	0	0.0008	0	0.0000	NA		811	0	0	0
(b) Venture Capital Funds																					
(c) Alternate Investment Funds																					
(d) Banks		45	39886	0	0	39886	0.0382	39886	0	39886	0.0382	0	0.0382	0	0.0000	NA		5185	0	0	0
(e) Insurance Companies		2	1502753	0	0	1502753	1.4387	1502753	0	1502753	1.4387	0	1.4387	0	0.0000	NA		1502753	0	0	0
(f) Provident Funds / Pension Funds																					
(g) Asset Reconstruction Companies																					
(h) Sovereign Wealth Funds																					
(i) NBFCs Registered with RBI		1	109000	0	0	109000	0.1044	109000	0	109000	0.1044	0	0.1044	0	0.0000	NA		109000	0	0	0
(j) Other Financial Institutions		1	166	0	0	166	0.0002	166	0	166	0.0002	0	0.0002	0	0.0000	NA		166	0	0	0
(k) Any Other (specify)																					
Sub Total		51	1652616	0	0	1652616	1.5821	1652616	0	1652616	1.5821	0	1.5821	0	0.0000	NA		1617915	0	0	0
(2) Institutions (Foreign)																					
(a) Foreign Direct Investment																					
(b) Foreign Venture Capital Investors																					
(c) Sovereign Wealth Funds																					
(d) Foreign Portfolio Investors Category I		5	1004428	0	0	1004428	0.9616	1004428	0	1004428	0.9616	0	0.9616	0	0.0000	NA		1004428	0	0	0
(e) Foreign Portfolio Investors Category II		1	1131980	0	0	1131980	1.0837	1131980	0	1131980	1.0837	0	1.0837	0	0.0000	NA		1131980	0	0	0
SAINT CAPITAL FUND	ABBCS0999P	1	1131980	0	0	1131980	1.0837	1131980	0	1131980	1.0837	0	1.0837	0	0.0000	NA		1131980	0	0	0
(f) Overseas Depositories (holding DRs) (balancing figure)																					
(g) Any Other (specify)																					
Sub Total		6	2136408	0	0	2136408	2.0453	2136408	0	2136408	2.0453	0	2.0453	0	0.0000	NA		2136408	0	0	0
(3) Central Government / State Government(s)																					
(a) Central Government / President of India																					
(b) State Government / Governor																					
(c) Shareholding by Companies or Bodies Corporate where Central/State Government is a promoter		1	112	0	0	112	0.0001	112	0	112	0.0001	0	0.0001	0	0.0000	NA		0	0	0	0
Sub Total		1	112	0	0	112	0.0001	112	0	112	0.0001	0	0.0001	0	0.0000	NA		0	0	0	0
(4) Non-Institutions																					
(a) Associate Companies / Subsidiaries																					

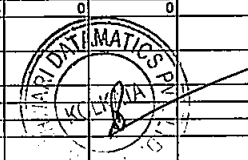



Table III - Statement Showing shareholding pattern of the Public shareholder as on 31/12/2022


Category & Name of the Shareholders (I)	PAN (II)	Nos. of shareholders (III)	No. of fully paid up equity shares held (IV)	Partly paid up equity shares held (V)	Nos. of shares underlying Depository Receipts (VI)	Total nos. shares held (VII)=(IV)+(V)+(VI)	Shareholding % calculated as per SCRR, 1957) As a % of (A+B+C2) (VIII)	Number of Voting Rights held in each class of securities (IX)			No of shares Underlying outstanding convertible securities (including Warrants) (X)	Total Shareholding as a % assuming full conversion of convertible securities (as a percentage of diluted share capital) (XI)=(VII)+(X) As a % of A+B+C2)	Number of Locked in shares (XII)		Number of shares pledged or otherwise encumbered (XIII)		Number of equity shares held in dematerialized form (XIV)	Sub-categorization of shares (XV) Shareholding (No of shares) under			
								Class x	Class y	Total			Total as a % of Total Voting rights	No. (a)	As a % of total shares held (b)	No. (Not applicable) (e)		As a % of total shares held (Not applicable) (b)	Sub-Category (i)	Sub-Category (ii)	Sub-Category (iii)
(b) Directors and their relatives (excluding independent directors and nominee directors)		2	566	0	0	566	0.0005	566	0	566	0.0005	0	0.0000	NA		566	0	0	0		
(c) Key Managerial Personnel																					
(d) Relatives of Promoters (other than immediate relatives of promoters disclosed under Promoter and Promoter Group category)																					
(e) Trusts where any person belonging to Promoter and Promoter Group category is trustee, beneficiary or author of the trust																					
(f) Investor Education and Protection Fund Authority		1	1027883	0	0	1027883	0.9840	1027883	0	1027883	0.9840	0	0.0000	NA		1027883	0	0	0		
(g) Resident Individuals holding nominal share capital upto Rs.2 lakhs		63763	40313177	0	0	40313177	38.5936	40313177	0	40313177	38.5936	0	0.0000	NA		39474766	0	0	0		
(h) Resident Individuals holding nominal share capital in excess of Rs.2 lakhs		145	28710363	0	0	28710363	27.4857	28710363	0	28710363	27.4857	0	0.0000	NA		28710363	0	0	0		
DISHANT MILANBHAI PARIKH	AANFP9741L	1	2599758	0	0	2599758	2.4889	2599758	0	2599758	2.4889	0	0.0000	NA		2599758	0	0	0		
NIRAJ RAJNIKANT SHAH	AJLPS4690J	1	2370311	0	0	2370311	2.2692	2370311	0	2370311	2.2692	0	0.0000	NA		2370311	0	0	0		
MANJU GAGGAR	AGHPG4408M	1	2323177	0	0	2323177	2.2241	2323177	0	2323177	2.2241	0	0.0000	NA		2323177	0	0	0		
KETAN MOHANLAL KAKRECHA	AHUPK5317R	1	1100000	0	0	1100000	1.0531	1100000	0	1100000	1.0531	0	0.0000	NA		1100000	0	0	0		
(i) Non Resident Indians (NRIs)		845	1266856	0	0	1266856	1.2128	1266856	0	1266856	1.2128	0	0.0000	NA		1253379	0	0	0		
(j) Foreign National		31	89530	0	0	89530	0.0857	89530	0	89530	0.0857	0	0.0000	NA		40	0	0	0		
(k) Foreign Company / OCB		2	136350	0	0	136350	0.1305	136350	0	136350	0.1305	0	0.0000	NA		136350	0	0	0		
(l) Bodies Corporate		548	16810193	0	0	16810193	16.0931	16810193	0	16810193	16.0931	0	0.0000	NA		16780431	0	0	0		
CARBON RESOURCES (P) LTD	AABCC6399N	1	5250000	0	0	5250000	5.0261	5250000	0	5250000	5.0261	0	0.0000	NA		5250000	0	0	0		
SANTOSH KR KEJRIWAL	AAHCS0077P	2	2480001	0	0	2480001	2.3742	2480001	0	2480001	2.3742	0	0.0000	NA		2480001	0	0	0		
SECURITIES PRIVATE LIMITED	AAFC4930K	1	1709856	0	0	1709856	1.6369	1709856	0	1709856	1.6369	0	0.0000	NA		1709856	0	0	0		
(m) Any Other (specify)																					
Domestic Corporate Unclaimed Shares Account		1	40373	0	0	40373	0.0387	40373	0	40373	0.0387	0	0.0000	NA		40373	0	0	0		
Trusts		9	6510	0	0	6510	0.0062	6510	0	6510	0.0062	0	0.0000	NA		6489	0	0	0		
Resident Individual (HUF)		1610	4086234	0	0	4086234	3.9119	4086234	0	4086234	3.9119	0	0.0000	NA		4086231	0	0	0		
Clearing Member		81	1655114	0	0	1655114	1.5845	1655114	0	1655114	1.5845	0	0.0000	NA		1655114	0	0	0		
Sub Total		67038	94143149	0	0	94143149	90.1273	94143149	0	94143149	90.1273	0	0.0000	NA		93171985	0	0	0		
Total Public Shareholding (B)=(B)(1)+(B)(2)+(B)(3)		67096	97932285	0	0	97932285	93.7548	97932285	0	97932285	93.7548	0	0.0000	NA		96926308	0	0	0		



MCLEOD RUSSEL INDIA LIMITED																						
Table III - Statement Showing shareholding pattern of the Public shareholder as on 31/12/2022																						
Category & Name of the Shareholders (I)	PAN (II)	Nos. of shareholders (III)	No. of fully paid up equity shares held (IV)	Partly paid up equity shares held (V)	Nos. of shares underlying Depository Receipts (VI)	Total nos. shares held (VII) = (IV) + (V) + (VI)	Shareholding % calculated as per SCRR, 1957) As a % of (A+B+C2) (VIII)	Number of Voting Rights held in each class of securities (IX)			No of shares Underlying outstanding convertible securities (including Warrants) (X)	Total Shareholding as a % assuming full conversion of convertible securities (as a percentage of diluted share capital) (XI) = (VII) + (X) As a % of A+B+C2)	Number of Locked In shares (XII)		Number of shares pledged or otherwise encumbered (XIII)	Sub-categorization of shares (XV) Shareholding (No of shares) under						
								No of Voting Rights					Total as a % of Total Voting rights	No. (a)		As a % of total shares held (b)	No. (Not applicable) (a)	As a % of total shares held (Not applicable) (b)	Number of equity shares held in dematerialized form (XIV)	Sub-Category (i)	Sub-Category (ii)	Sub-Category (iii)
								Class x	Class y	Total												
Details of the shareholders acting as persons in Concert																						
SI No	Name	PAN	Shares																			
	NIL																					
	NO OF SHARES HELD IN UNCLAIMED SUSPENSE A/C IS 40373																					
	NO OF SHAREHOLDER(S) IS/ARE 178																					
	NO OF SHARES MISMATCH IN BACK OFFICE IS 40488 KINDLY UPDATE																					



MCLEOD RUSSEL INDIA LIMITED																		
Table IV - Statement Showing shareholding pattern of the Non Promoter - Non Public shareholder as on 31/12/2022																		
Category & Name of the Shareholders (I)	PAN (II)	No of shareholders (III)	No. of fully paid up equity shares held (IV)	Partly paid-up equity shares held (V)	Nos. of shares underlying Depository Receipts (VI)	Total nos. shares held (VII)=(IV)+(V)+(VI)	Shareholding % calculated as per SCRR, 1957 As a % of (A+B+C2) (VIII)	Number of Voting Rights held in each class of securities (IX)			No of shares Underlying outstanding convertible securities (including Warrants) (X)	Total Shareholding as a % assuming full conversion of convertible securities (as a percentage of diluted share capital) (XI)=(VII)+(X) As a % of A+B+C2)	Number of Locked in shares (XII)		Number of shares pledged or otherwise encumbered (XIII)		Number of equity shares held in dematerialized form (XIV)	
								No of Voting Rights					As a % of Total Voting rights	No. (a)	As a % of total shares held (b)	No. (Not applicable) (a)		As a % of total shares held (Not applicable) (b)
								Class x	Class y	Total								
(1) Custodian / DR Holder																		
(2) Employee Benefit Trust/Employee Welfare Trust under SEBT (Share based Employee Benefits and Sweat Equity) Regulations, 2021																		
Total Non Promoter - Non Public Shareholding (C)=(C)(1)+(C)(2)			0	0	0	0	0.0000	0	0	0	0.0000	0	0.0000	0	0.0000	NA	NA	0



MCLEOD RUSSEL INDIA LIMITED												
Annexure												
Table V - Statement showing details of significant beneficial owners as on 31/12/2022												
Details of the (SBO)				Details of the registered owner			Details of holding / exercise of right of the SBO in the reporting company, whether direct or indirect:					Date of creation / acquisition of significant beneficial interest
(I)				(II)			Whether by virtue of: (III)					(IV)
Sr No	Name	PAN / Passport No. in case of a foreign national	Nationality	Name	PAN / Passport No. in case of a foreign national	Nationality	Shares (%)	Voting rights (%)	Rights on distributable dividend or any other distribution (%)	Exercise of control	Exercise of significant influence	



MCLEOD RUSSEL INDIA LIMITED

Table VI - Statement showing foreign ownership limits as on 31/12/2022

	Board approved limits	Limits utilized
As on shareholding date	100.0000	3.4743
As on 30/09/2022	100.0000	5.6568
As on 30/06/2022	100.0000	3.6009
As on 31/03/2022	100.0000	3.7927
As on 31/12/2021	100.0000	2.3633



MCLEOD RUSSEL INDIA LIMITED						
Shareholding Summary as on 31/12/2022						
Form	As per Folio/Client Id				As per PAN	
	No of Records	% to Total Records	No of Shares	% to Total Shares	No of Records	No of Shares
PHYSICAL	6914	9.9064	1005977	0.9631	6584	1005977
NSDL	32508	46.5777	55921673	53.5362	31521	55921673
CDSL	30371	43.5158	47528085	45.5007	29861	47528085
TOTAL	69793	100.0000	104455735	100.0000	67966	104455735

